




Prior knowledge:		Year Group Expectations		NC KS3 expectations
Pupils should be taught: <ul style="list-style-type: none"> to use a range of materials creatively to design and make products to use drawing, painting and sculpture to develop and share their ideas, experiences and imagination to develop a wide range of art and design techniques in using colour, pattern, texture, line, shape, form and space about the work of a range of artists, craft makers and designers, describing the differences and similarities between different practices and disciplines, and making links to their own work 		Key stage 2 Pupils should be taught to develop their techniques, including their control and their use of materials, with creativity, experimentation and an increasing awareness of different kinds of art, craft and design. Pupils should be taught: <ul style="list-style-type: none"> to create sketch books to record their observations and use them to review and revisit ideas to improve their mastery of art and design techniques, including drawing, painting and sculpture with a range of materials [for example, pencil, charcoal, paint, clay] about great artists, architects and designers in history 		Key stage 3 Pupils should be taught to develop their creativity and ideas, and increase proficiency in their execution. They should develop a critical understanding of artists, architects and designers, expressing reasoned judgements that can inform their own work. Pupils should be taught: <ul style="list-style-type: none"> to use a range of techniques to record their observations in sketchbooks, journals and other media as a basis for exploring their ideas to use a range of techniques and media, including painting to increase their proficiency in the handling of different materials to analyse and evaluate their own work, and that of others, in order to strengthen the visual impact or applications of their work about the history of art, craft, design and architecture, including periods, styles and major movements from ancient times up to the present day
DT	Theme: We are all History Detectives – Village Life - Warton	DT	DT	Theme: Journeys Great and Small – City life – What’s it like to live in a city?
	Focus: Drawing and Painting Visual Element: Line and Colour			Focus: Textile Visual Element: Texture (weaving)
	Artist: Claude Monet 			Artist: L.S Lowry 
	Artist: Vanessa Barragao 			
	Key Knowledge: <ul style="list-style-type: none"> I know how to draw with increasing confidence, adding finer details and at times indicating 3D objects I know how to study an object and draw smaller details using a viewfinder I know how to create a landscape composition identifying the foreground, middle and background I know how to use drawing media such as pencils HB-6B graphite and charcoal to add depth and tone I know how to explore different lines from natural and manmade objects and begin to replicate these in drawings I know how to demonstrate increasing control the types of marks made and experiment with different effects and textures e.g. blocking in colour, washes, thickened paint creating textural effects. 			Key Knowledge: <ul style="list-style-type: none"> I know how to use drawing media such as pencils HB-6B graphite and charcoal to add depth and tone I know how to create a landscape composition identifying the foreground, middle and background I know how to develop a drawing in my sketchbook and begin to annotate my work using notes I know how to draw with increasing confidence, adding finer details and at times indicating 3D objects I know how to identify and explore different textures and experiment with different ways and mediums to draw these.
	Key Vocabulary: Pencil vocabulary – graphite, charcoal, HB-6B Background, foreground, middleground			Key Vocabulary: Marl, line, pattern, repeat, variety, tone, pressure, horizontal, vertical, blend, hatching, cross hatching, parallel,
	Assessment:			Assessment: