

Important Dates

March - NEXT WEEK IS SCIENCE WEEK

- Thursday 7:** World Book Day
- Thursday 7: PTA meeting in school @ 6pm
- Friday 8:** Science Day - Parents Session (1:30pm)
- Thurs 14 + Fri 15:** Y5 Bikeability
- Friday 15:** Comic Relief - Backward Clothes Day
- Thursday 21:** Class 1 and 2 Trip to Air Museum
- Friday 22:** Own Clothes Day - Bring Easter Egg
- Monday 25:** Most Improved Assembly @ 9am
Easter Lunch
- Tuesday 26:** Parent's Evening
- Wednesday 27:** Borwick Hall Day - KS1
Easter Bingo @ 6pm
- Thursday 28:** Borwick Hall Day - KS2 - Term Ends

Meet Our SUPERSTARS

Learner of the week:


Service - Putting other people first

<p>CLASS 1</p> <p>Writer: Abigail Smith Maths: Alfie Robinson Learner: Lily Atherton</p>	<p>CLASS 2</p> <p>Writing: Erin Singleton Maths: Talitha Raine Learner: Millie McGrotty</p>
<p>CLASS 3</p> <p>Writing: Amelie Fairclough Maths: Arthur Ormondroyd Learner: Isla Grimshaw</p>	<p>CLASS 4</p> <p>Writing: Jessica Richards Maths: Thomas Hizzard Learner: Katherine Vereker</p>

Team Points this Week

Senset : 1136
Hutton : 937
Washington : 1107
Crag: 1403

Class One and Two Maths



Maths is a very important part of our daily learning and it was great to see the youngest children in school working hard on their numbers this week. EYFS were making six. Year 1 were finding one more and one less and Year 2 were matching problems, written methods and arrays. Really good work!

Class Three Tile Printing



Class Three have been studying printing as part of their art work. They have looked very closely at the patterns in built objects such as aqueducts and buildings. They drew them and then created polystyrene tiles of their designs. These were used to print these eye catching examples. Very creative work Class Three.


Next Week is Science Week

A reminder that next week is Science Week in school. It is always a fun and busy week.

- On Thursday 7th there is the chance to dress up for World Book Day. This can be any costume you like but if it is Science based then you could win a book or science prize.
- On Friday 8th the children should bring in their Science in a Box home learning to share with the class. (see Science Week letter attached)
- At 1:30pm parents are invited into school to join in with some Science learning and see the Science boxes in an exhibition. This will be followed by celebration assembly.



Some great work from previous Science Weeks



March 4th - 8th will be **Science Week** in school

Here are some things that we will be doing and how the children can take part. We always have great fun during Science Week and learn lots too.

Home Learning Activities

Before the week we have a great challenge to have a go at. Children should complete this and bring it in on **Science Day (Friday 8th)**

Design a Science Box.

We did this two years ago. Create something scientific inside a cardboard box. It could be:

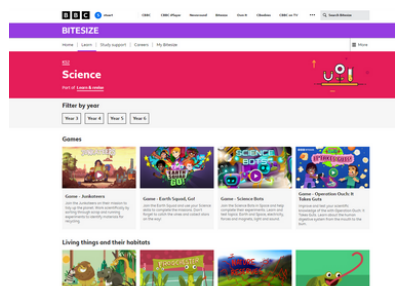

- A solar system
- A habitat (under the sea, farm, woods etc)
- A science event (Moon landing, Mary Anning finding fossils, Wright Brothers flight, the first TV signal etc)
- An explanation of science (how rainbow is made, water cycle, colours, digestion etc)

The box will be shared with everyone in school. Here are some ideas from two years ago.

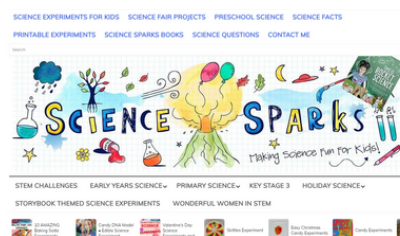


During the week, there will be lots of Science and STEM activities happening in class. **Parents are invited to school at 1:30 on Friday 8th** to take part in some investigations and visit our Science Box exhibition.

Thursday 7th March is also World Book Day. Children can come dressed as a book character as usual, but if they come in a science themed costume they will be given a raffle ticket with the chance to win a prize. They can also bring a science themed book to share.



BBC Bitesize has lots of Science themed games and short videos to watch and give you ideas. <https://www.bbc.co.uk/bitesize/subjects>



Science Sparks website has lots of fun Science experiments. Why not have a go over 1/2 term? <https://www.science-sparks.com>