



**Archbishop Hutton's
Primary School**



Early Learning Goals 4.9.23

The Natural World

Children at the expected level of development will: - Explore the natural world around them, making observations and drawing pictures of animals and plants; - Know some similarities and differences between the natural world around them and contrasting environments, drawing on their experiences and what has been read in class; - Understand some important processes and changes in the natural world around them, including the seasons and changing states of matter.

Statutory framework for the early year's foundation setting 4/9/23

Understanding the World

Understanding the world involves guiding children to make sense of their physical world and their community. The frequency and range of children's personal experiences increases their knowledge and sense of the world around them – from visiting parks, libraries, and museums to meeting important members of society such as police officers, nurses, and firefighters. In addition, listening to a broad selection of stories, non-fiction, rhymes, and poems will foster their understanding of our culturally, socially, technologically, and ecologically diverse world. As well as building important knowledge, this extends their familiarity with words that support understanding across domains. Enriching and widening children's vocabulary will support later reading comprehension.

Prior knowledge Nursery:

Natural World

- Use all their senses in hands-on exploration of natural materials. Talk about what they see, using a wide vocabulary.
- Begin to understand the need to respect and care for the natural environment and all living things.

Animals including humans:

- Plant seeds and care for growing plants.
- Understand the key features of the life cycle of a plant and an animal.
- Begin to understand the need to
- Respect and care for the natural environment and all living things.
- Talk about what they see, using a wide vocabulary.

Plants

- Most plants start growing from a seed or bulb.
- All plants need water & light to grow & survive.
- Observe plants closely through a variety of means e.g., magnifiers & photographs.
- Extend vocabulary: leaves, petals, roots, bulb, trunk, branches, stem, garden plants, wild plants, seeds.
- Use all the senses in hands-on exploration of plants.

Year Group Expectations

Natural World

- Understand the effect of changing seasons on the natural world around them.
- Explore the natural world around them.
- Use new vocabulary in different contexts.
- Learn new vocabulary.

Animals including humans:

- Understand the key features of the life cycle of an animal.
- Be able to show care and concern for living things.
- Have some understanding of growth and change.
- Talk about things they have observed including animals.
- Observational drawings of animals

Plants

- All plants need water, light, and warmth to grow and survive.
- A seed produces roots to allow water to get into the plant and shoots to produce leaves to collect the sunlight.
- Extend vocabulary: blossom, buds, bulb, evergreen, deciduous.
- Describe what they see, hear & feel whilst outside.
- Name & describe some plants.

NC Y1 expectations

Animals including humans.

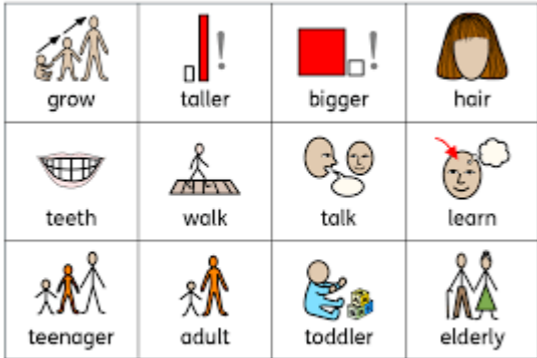
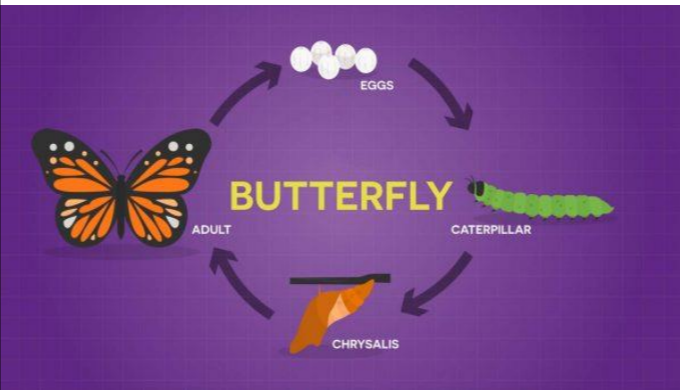
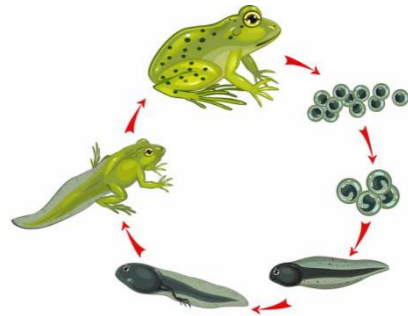
- Identify and name a variety of common animals including fish, amphibians, reptiles, birds, and mammals. Identify and name a variety of common animals that are carnivores, herbivores, and omnivores.
- Describe and compare the structure of a variety of common animals (fish, amphibians, reptiles, birds, and mammals, including pets) Identify, name, draw and label the basic parts of the human body and say which part of the body is associated with each sense.

Plants

- Identify and name a variety of common wild and garden plants including deciduous and evergreen trees.
- Identify and describe basic structure of a variety of common flowering plants including trees.

<p>Materials</p> <ul style="list-style-type: none"> • Use all their senses in hands-on exploration of natural materials. • Explore collections of materials with similar and/or different properties. • Talk about what they see, using a wide vocabulary • Explore how things work e.g., pulleys. • Explore & talk about different forces they can feel e.g., stretch, snap, rigid, magnetic repulsion, water pushing up when pushing a boat under it. • Talk about the differences between materials and changes they notice e.g., cooking, melting, shadows, floating & sinking. • Characteristics of liquids & solids e.g., cooking eggs, melting chocolate 	<ul style="list-style-type: none"> • Draw pictures of plants • Understand the effect of changing seasons on the natural world around them Understand the key features of the life cycle of a plant. <p>Materials</p> <ul style="list-style-type: none"> • Observe & interact with natural processes, such as ice melting, a sound causing a vibration, light travelling through transparent material, an object casting a shadow, a magnet attracting an object & a boat floating on water. • Use vocabulary to name specific features of the natural world, both natural & man-made • Notice & discuss patterns around them. <p>Seasons Changes</p> <ul style="list-style-type: none"> • What happens in different seasons? • Discuss features of the environment and how environments may vary from one another. • Talk about the changes that each season brings in relation to their environment: the clothes they wear, the weather and the plants. 	<p>Everyday Materials</p> <ul style="list-style-type: none"> • Identifying materials and comparing materials • Distinguish between an object and the material from which it is made. Identify and name a variety of everyday materials, including wood, plastic, glass, metal, water, and rock. • Describe the simple physical properties of a variety of everyday materials. • Compare and group together a variety of everyday materials based on their simple physical properties. <p>Seasons</p> <ul style="list-style-type: none"> • Observe changes across the four seasons. Observe and describe weather associated with the seasons and how day length varies.
--	--	---

	<p>Working Scientifically</p> <ul style="list-style-type: none"> • Looks closely at similarities, differences, patterns, and change. • Make observations and explain observations. • Carry out observations on changes such as melting ice, floating and sinking, magnets. • Children question why things happen having their own ideas. 	<p>Working Scientifically</p> <ul style="list-style-type: none"> • Asking simple questions and recognising that they can be answered in different ways. • Observing closely using simple equipment. • Performing simple tests. • Identifying and classifying • Using their observations and ideas to suggest answers to questions. • Gathering and recording data to help in answering questions.
--	---	---

<p>SCIENCE</p>	<p>Theme: All about me</p> 	<p>SCIENCE</p>	<p>SCIENCE</p>	<p>Theme: Creepy Crawlies</p> 	<p>Theme: On the farm</p> 
----------------	---	----------------	----------------	--	--

	<p>Understanding the world: The natural world</p> <p>Early Learning Goal: They make observations of animals and explain why some things occur and talk about changes.</p>			<p>Understanding the world:</p> <p>Early Learning Goal: Explore the natural world around them, making observations and drawing pictures of animals.</p>	<p>Understanding the world:</p> <p>Early Learning Goal: Understand some important processes and changes in the natural world around them.</p> <p>To</p>
	<p>Procedural Knowledge:</p> <ul style="list-style-type: none"> Identify parts of the body including head, shoulders, arms, legs, feet, hands, knees Identify the heart and be able to point to it. Identify and say the five senses including see, hear, taste, touch and feel. Identify the tongue and know I use this for my sense of taste. Taste a range of fruits and vegetables in DT and know they have vitamins and nutrients that are good for my body. I know how to wash my hands correctly for 20 seconds using soap and water. 			<p>Procedural Knowledge:</p> <ul style="list-style-type: none"> Life cycle of a butterfly – egg, caterpillar, chrysalis, butterfly, metamorphosis, frass, shedding skin, symmetrical, I know what a habitat is and the different habitats I will find a butterfly (everywhere except Antarctica) I can name the parts of an insect (head, thorax, abdomen) I can name the parts of a butterfly (wings, six legs, proboscis, antenna, forewing, hindwing) 	<p>Procedural Knowledge:</p> <ul style="list-style-type: none"> Life cycle of a frog – frogspawn, tadpole, froglet, frog, Life cycle of a chick – egg, chick, chicken. Life cycle of a plant – bean, shoot, stem, root, leaves, photosynthesis. I know what plants need to grow: nutrients from the soil, sunlight, warmth, and water. Animal names: sow, boar jack, jenny, ewe, ram, cockerel, hen, piglets, chicks, foal, lambs
	<p>Key Knowledge:</p> <ul style="list-style-type: none"> Describe what I look like. Know the sequence of the human life cycle. Know the names of my body parts. What are the five senses? What do I use sight, hearing, smell, touch, and taste for? Understand that some animals are nocturnal. 			<p>Key Knowledge:</p> <ul style="list-style-type: none"> To draw the life cycle of a butterfly. To know what a habitat is and the different habitats they will find a butterfly in. To name the parts of an insect's body. To name the parts of a butterfly 	<p>Key Knowledge:</p> <ul style="list-style-type: none"> Understand that there are different types of environments e.g., rainforest, desert, urban. Understand that animals change as they grow. Name and describe farm animals and their young.
	<p>Key Vocabulary: head, shoulders, arms, legs, feet, hands, knees, heart, see, hear, taste, touch and feel, vitamins, nutrients.</p>			<p>Key Vocabulary: egg, caterpillar, chrysalis, butterfly, metamorphosis, frass, shedding skin, symmetrical, head, thorax, abdomen, wings, six legs, proboscis, antenna, forewing, hindwing</p>	<p>Key Vocabulary: frogspawn, tadpole, froglet, frog, egg, chick, chicken, bean, shoot, stem, root, leaves, photosynthesis, nutrients from the soil, sunlight, warmth and water, sow, boar jack, jenny, ewe, ram, cockerel, hen, piglets, chicks, foal, lambs</p>
	<p>Assessment:</p>			<p>Assessment:</p>	<p>Assessment:</p>